



Dental Insurance

For All Members and Retirees



Objectives

By the end of this presentation, you will be able to:

- Identify the difference between Uniform Dental and supplemental dental plans
- Enroll in Dental Insurance, if eligible
- Change your dental coverage
- Find dental providers
- Find member resources

Step 1: Sign Up for Basic Coverage

Choose one plan to get covered for basic procedures such as cleanings, exams, fluoride treatment, fillings, and orthodontia

Uniform Dental

- Enrolled in State of Wisconsin Group Health Insurance Program
- Mirrors health insurance coverage (e.g., family health = family dental)
- Premium paid with health insurance premium (family health + family dental)
- Employer pays a portion of the premium

Preventive Plan

- Not enrolled in Uniform Dental
- Same coverage as Uniform Dental but does not need to mirror health insurance coverage
- Individual and family coverage
- Premium payment separate from health insurance payment
- Employee pays the entire premium

Step 2: Sign Up for More Coverage

Choose one plan to add more coverage for major dental services

Delta Dental PPO™ - Select Plan


- Select plan covers services like crowns, bridges, root canals, dentures, oral surgery, and implants

Delta Dental PPO Plus Premier™ - Select Plus Plan

- In addition to Select plan benefits, Select Plus has a lower deductible and higher maximum benefit, offers more dental providers, and covers orthodontia for children and adults

Premium payment for supplemental dental is **separate** from Health insurance payment and basic dental coverage payment

State Employees and Retirees Dental Eligibility & Enrollment



Eligible for Uniform
Dental Insurance



Eligible for
Preventive Plan

Local Employees and Retirees Dental Eligibility & Enrollment

Local Employees

- Speak with your employer
- [Local Employers with Supplemental Options](#)

Local Retirees

- Eligible to enroll during open enrollment
- [Enroll or Make Changes to Dental, Vision, and Accident Plan](#) page for forms to complete

Employees About to Retire (State & Local) Dental Eligibility & Enrollment

Active Employee

- Enrolled as an active employee at retirement

Within 60 days

- Complete [ETF Supplemental Dental Enrollment Form](#)
- [Enroll or Make Changes to Dental, Vision, and Accident Plan](#) page for forms to complete


Dental Premiums

- Dental premiums cannot be taken from your annuity

When to Enroll or Change Dental Coverage



Within 30 days of date of hire



Annual open enrollment period in the fall

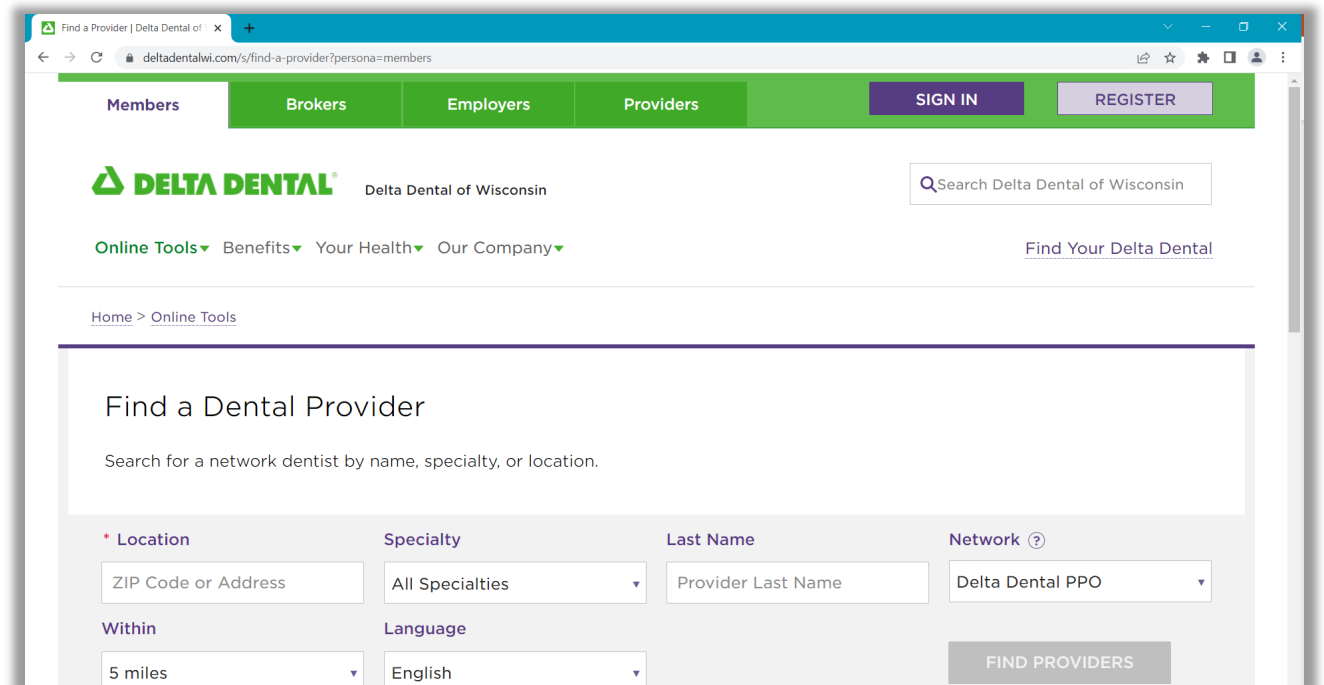


Qualifying life event

You cannot cancel your benefit election(s) mid-year without a qualifying life event. [Life Events Guide](#)

Finding Dental Providers

- Make sure your dentist is covered
- Search for a provider at the Delta Dental website: [Find a Dental Provider](#)
- Or call Delta Dental at: [1-844-337-8383](tel:1-844-337-8383)



The screenshot shows the Delta Dental website's search interface for finding a provider. The page is titled "Find a Dental Provider" and includes a search bar at the top right with the text "Search Delta Dental of Wisconsin". Below the search bar, there are navigation links for "Online Tools", "Benefits", "Your Health", and "Our Company". The main search area contains the following fields:

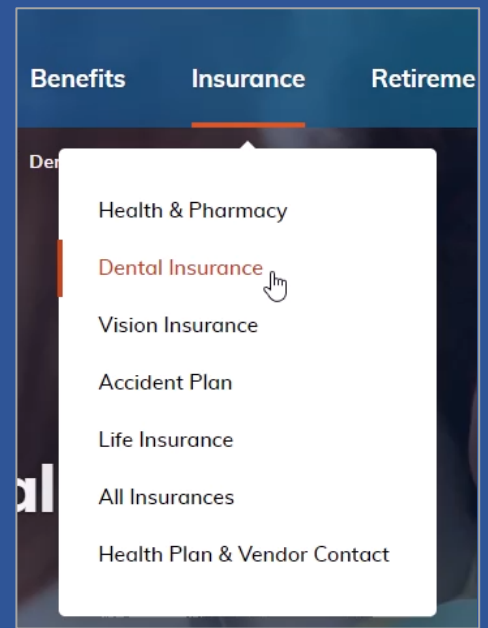
- Location:** A text input field labeled "ZIP Code or Address".
- Specialty:** A dropdown menu currently set to "All Specialties".
- Last Name:** A text input field labeled "Provider Last Name".
- Network:** A dropdown menu currently set to "Delta Dental PPO".
- Within:** A dropdown menu currently set to "5 miles".
- Language:** A dropdown menu currently set to "English".

A "FIND PROVIDERS" button is located at the bottom right of the search area. The page also features a "SIGN IN" button and a "REGISTER" button in the top right corner.

Dental Insurance

Dental Insurance

- Find information about:
 - Dental plans available
 - Premiums and coverage
 - Enroll or make changes
- Go to: etf.wi.gov





Dental Insurance for All Members and Retirees



Related Resources

[Dental Insurance slides](#)

[Dental Insurance](#)

[Local Employers with Supplemental Options](#)

[Delta Dental Website](#)

[Find In-Network Dental Providers](#)

Dental Insurance

For All Members and Retirees

Watch on YouTube





Stay Connected



etf.wi.gov



ETF E-mail Updates



1-877-533-5020

